



MULTILUG WLL 50 TON_{user manual}

The work environment of the Multilug is very versatile. It can almost be used everywhere, as long as there's enough space to move objects and ballast and people in the surrounding of the Multilug can stand at a safe distance. The Multilug is designed for maximum user friendliness. It's suitable for lifting and moving objects with a safe workload of 50 tons.

The Multilug has multiple coupling points for centre to centre. With this function, you can always choose the right lifting plan. In this manual you'll read how to use the Multilug and the needed safety information before, during and after using the Multilug.



Read this manual carefully prior to using the Multilug and store and keep this manual for safe future use!





BEFORE USE OF MULTILUG

- Only use Multilug for its described purpose. Lifting differently than prescribed in the manual is prohibited.
- The load may never be more than the prescribed load (Workload Limit 50 tonnes).
- The sling angle may never be smaller than the prescribed sling angle ($\beta = 0-30^\circ$ angle).
- The Multilug may not be used if the identification plate with the WLL is missing or hardly readable.
- The Multilug may not be used if it hasn't been inspected, meeting the latest regulations, meaning:
 - Clear statement of WLL (maximum load)
 - Unique identification number
 - Latest inspection date and report
- Always check if the lifting gear are assembled correctly and secured in the right place.
- Only original parts (delivered by suppliers) are fit for the Multilug.
- Only use undamaged and certified lifting gear.

DURING USE OF MULTILUG

- Only lift balanced objects with the center of gravity right under the lifting hook.
- While lifting, make sure to do so with a continuously movement, prevent shocking.
- The Multilug may only be operated by someone who is familiar with the machine and the proceedings. This person must, if stated by law, have an official personal certificate to operate the machine.
- Legal requirements apply to usage of the crane in which the Multilug is hang.
- Instruction for surroundings:
 - If possible, direct visual contact between the operator of the crane and the people on the ground if important
 - The communication between the operator of the crane and the people on the ground has to be unobstructed
 - The surroundings are informed that the crane will be operated at a specific time.
 - The crane operator and the people in its surroundings have made agreements of the usage and the way of communication
 - The instructions for the crane operator will be given by 1 person OR if the lifting has to be done in a tricky area agree on a signal to use when the operator need assistance while carrying out the work.

AFTER USE OF MULTILUG

- Store the Multilug, the load and other materials safely when it's not in use.



WARNING

Staff who works with Multilug systems need to have proficient skills and knowledge about the use and safety of lifting and attaching the load.

The use of Multilug need to be in line with EG-Machinery Directive and EG-Work Equipment Directive legislation.

NEVER EXCEED THE MAXIMUM WORKING LOAD LIMIT – FOLLOW INSTRUCTIONS OF SAFE WLL ACCORDING TO TABLE, IN COMBINATION WITH THE DESIRED SLING ANGLE ($\beta = 0-30^\circ$)

Lifting and transporting human beings is strictly forbidden.

Make sure there is a safe distance between the Multilug and the load. This is to prevent the ballast touching the Multilug as that can lead to a break from the Multilug.

Don't try to repair the Multilug yourself, this may only be done by the manufacturer.

The Multilug may not be used at temperatures lower than -20 or 40 degrees Celsius. The Multilug may not be exposed to chemicals like acids and other harmful fumes.

When using the Multilug, personal protection gear must be used. These are: Safety shoes, safety helmet, working gloves and, if applicable, other RIE or project specific safety measures.



The Multilug WLL 50 tons
is in accordance with
European Legislation.



DESIGN CRITERIA
EN-13155



ALLOWED OPERATING
TEMPERATURE.



-20 - +100 °C



LGH

THE LIFTING EXPERTS

Please contact your supplier if you have
any questions or remarks.





$\beta = 0 - 30$ degree

DOUBLE USE

SINGLE USE

SUITABLE SHACKLES SIZE:

TOP

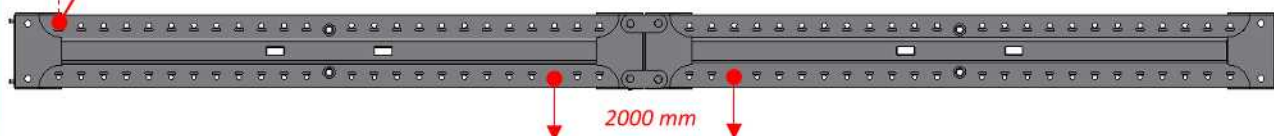
GPHMB 55 TON (1x)

GPHMB 35 TON (24x)

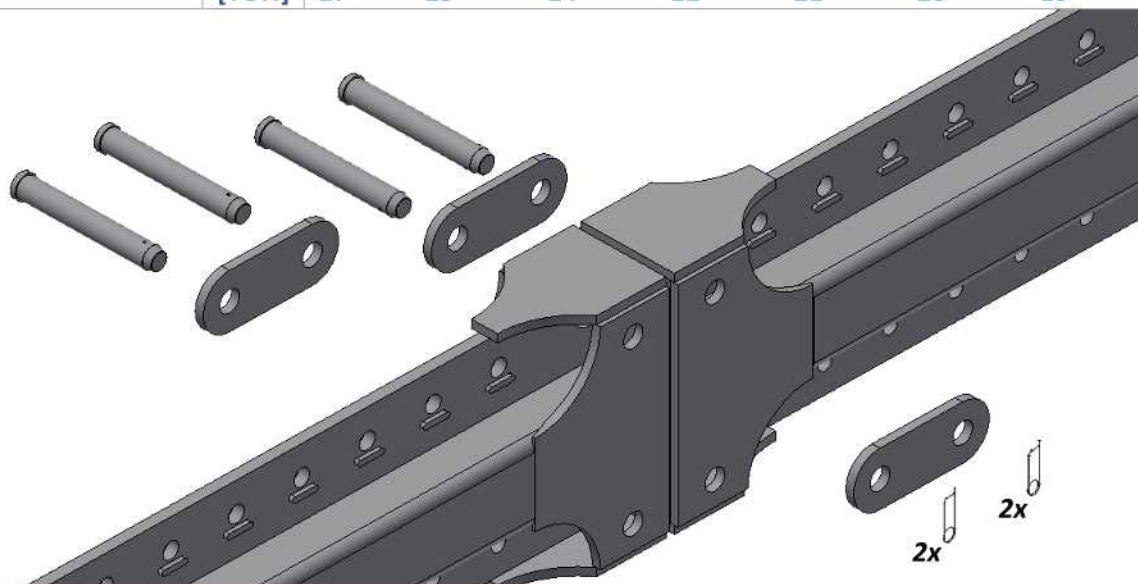
BOTTOM

GPHMB 55 TON (1x)

GPHMB 25 TON (24x)



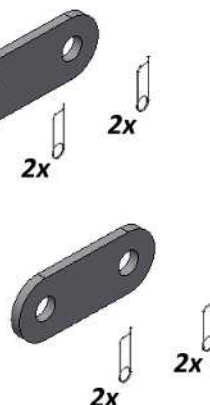
SINGLE USE		In every possible situation, there is a max. ballast of 50 tons.							
DOUBLE USE		See table below.							
TOP DISTANCE	[mm]	2000	2000	2000	2000	2000	2000	2000	2000
BOTTOM DISTANCE	[mm]	2000 > 6000	6500	7000	7500	8000	8500	9000	
WLL	[TON]	50	45	41	37	34	31	29	
SINGLE USE									
TOP DISTANCE	[mm]	2000	2000	2000	2000	2000	2000	2000	2000
BOTTOM DISTANCE	[mm]	9500	10000	10500	11000	11500	12000	12500	13000
WLL	[TON]	27	25	24	22	21	20	19	18



ASSEMBLY

ASSEMBLY

1. Check, before assembling, the if assemble parts, holes and flange. if the flange and holes are clean (no sand of dirt etc. and no ice in winters).
2. Align both Multilugs and slide them in each other using the positioning pins.
3. Place the first 2 assemble pins and assemble plates in the bottom part of both Multilugs.
4. Place the 3rd pin, which goes in the top part of the Multilug, incl. the locking pin and clip. (Check before assembling if the two parts are aligned. (Use a nylon hammer is necessary.)
5. Repeat step 4, but use the 4th upper pin.
6. The assembled Multilug needs to be inspected by an expert before using it.



Article nr.	Description	Weight [Kg/p]	Quantity [p]
191015-300	Multilug	2810	1
191015-403	Assemble plate	20,5	4
191015-501	Assemble pin	18,5	4
GOUGO002	Lockingclip	0,5	8
ASSEMBLED	2x Multilug	5780	1






Gouda Constructie bv



Zuidbaan 525 • 2841MD Moordrecht
Tel.: +31(0)182 59 38 38
info@goudaconstructie.nl
www.goudaconstructie.nl

Las- en constructie werkplaats
Hijs- en hefwerktuigen
Test en certificeerinrichting

Gouda Constructie bv is member of the  dsf group